

## Transport Triumph!

Discover the reasons behind the growth of transport...

### Student Introduction

- ▶ This resource asks you to consider reasons for, and effects of, the development of transport in the 19th Century, including Red Funnel ferries.
- ▶ Look at the sources and answer the questions / complete the activities.



## Teaching resources by Education Destination Ltd.

Curriculum relevant materials supporting school trips to the Isle of Wight

Book today with Education Destination and get full access to this and hundreds more quality resources

[www.edudest.uk](http://www.edudest.uk)

### Key word

**Artefact:** *the word we use for all the things we find that tell us about the past.*


1. Look at all the pictures on page 2.
2. Try to put them in common groupings – you need at least 3 to make a group.
3. Write down the numbers of the types of transport that make up your group.
4. Think of a name for your group - DO NOT TELL ANYONE THE NAME YOU HAVE CHOSEN.
5. The other people on your table try to guess what name you have given your group.
6. The person who guesses correctly is the next person to choose a group.
7. IMPORTANT – one artefact can be in many groups!



# TRANSPORT

Put them in groups and give the groups a name

107551




aeroplane



horseback





modern car



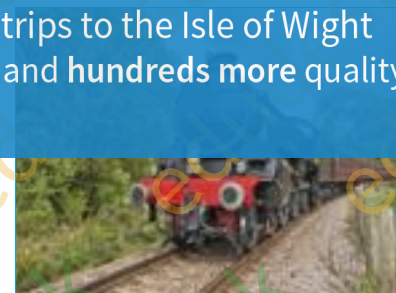
steam train



air balloon



fighter jet



double decker bus



space ship



underground train



on foot



wheel barrow



speed boat



oil tanker



yacht



coach



car ferry



hovercraft

Teaching resources by Education Destination Ltd.

Curriculum relevant materials supporting school trips to the Isle of Wight  
Book today with Education Destination and get full access to this and hundreds more quality resources

[www.edudest.uk](http://www.edudest.uk)

# CHANGES IN TRANSPORT

Read the information about each type of transport then complete the table on page 4

107551

Picture	Description of what it was	Description of what it did
	<ul style="list-style-type: none"> <li>The cart was a large tray made of wood on wheels.</li> <li>The wheels were wooden and had a metal rim to keep them together and stop them wearing down.</li> <li>It went on the road.</li> <li>Roads went everywhere so everyone could use this type of transport.</li> </ul>	<ul style="list-style-type: none"> <li>If the cart was small then it was easy for the horse to pull but it could not carry very much.</li> <li>If the cart was large then it could carry lots but it needed many horses which was expensive.</li> <li>The cart had narrow wheels and these cut up the road. When the road was uneven the things in the cart got thrown about and broken.</li> </ul>
	<ul style="list-style-type: none"> <li>The barge could travel equally easily in either direction. Tunnels and cuttings were made to keep the canal level.</li> <li>By 1800 the main industrial cities were connected by canal to London.</li> <li>The barge was pulled by a horse so it was the same speed as a man walking: 4 miles per hour.</li> </ul>	<ul style="list-style-type: none"> <li>The barge went on water so it could carry heavy things, like wheat for flour, coal to heat houses and stone for building.</li> <li>It could carry ten times as much as a cart. This was a big improvement, especially for people living in towns.</li> <li>Also the barge moved smoothly, so nothing got broken.</li> <li>However most towns were not on a canal so this transport did not help them.</li> <li>Then in winter if the canal froze the barges could not move.</li> <li>It was only for carrying goods not people. It was slow.</li> </ul>
	<ul style="list-style-type: none"> <li>A railway had rails that were laid over flat ground. Tunnels and cuttings were made to keep the railway level.</li> <li>By 1900 almost all towns and cities were connected by railways.</li> <li>Steam engines could travel at 40 miles per hour in 1850 and by 1900 this had increased to 80 miles per hour.</li> <li>The engine could pull lots of carriages at once carrying different things; people goods, and animals.</li> <li>The carriages were able to carry much more than either a cart or a barge.</li> </ul>	<ul style="list-style-type: none"> <li>Railways were a transport revolution. The speed people could travel had not increased since Roman times i.e. 2500 years.</li> <li>Because people could travel ten times faster they could go ten times further in the same time.</li> <li>Railways were the first type of transport that helped <u>people</u> as well as goods move. Railways could carry ten times as much as a barge or one hundred times as much as a cart. Therefore railways reduced the cost of transport so goods became cheaper.</li> <li>This meant the quality, the quantity and the variety of goods increased so people lived longer. It was fast.</li> </ul>
	<ul style="list-style-type: none"> <li>The hull of this vessel - a paddle steamer - was similar in shape to sailing boats, but it had paddles at each side.</li> <li>They were turned by a steam engine so it did not need the wind to get to its destination.</li> <li>This made it possible for paddle steamers to run to a timetable.</li> <li>They could travel at 10 knots which is about 11 miles per hour.</li> <li>Like all vessels they could carry anything; people, goods, animals and even very large things like vehicles.</li> </ul>	<ul style="list-style-type: none"> <li>Paddle steamers were a big step forward in water transport.</li> <li>In simple terms paddle steamers did on water what trains did on land.</li> <li>It could carry as much as a train.</li> <li>Paddle steamers allowed people to travel for work and pleasure in a way that had never been possible before.</li> <li>It was fast.</li> <li>It was big so people could travel in luxury.</li> </ul>

Teaching resources by Education Destination Ltd.

Curriculum relevant materials supporting school trips to the Isle of Wight





Book today with Education Destination and get full access to this and hundreds more quality resources

[www.edudest.uk](http://www.edudest.uk)

## CHANGES IN TRANSPORT TABLE

Use the information about each type of transport to complete the following table

107551


Type of transport	☺ Good features of this type of transport	☹ Weaknesses of this type of transport
Horse and Cart 1750 		
Canals 1800 		
Railways 1850 		
Ferries 1900 		

Teaching resources by Education Destination Ltd.

Curriculum relevant materials supporting school trips to the Isle of Wight

Book today with Education Destination and get full access to this and hundreds more quality resources

[www.edudest.uk](http://www.edudest.uk)



## Reasons for change: transport in the 19th Century

- » What were the main changes in Nineteenth Century Britain?
- » What was the impact of these changes?

Population growth: look at the data on this page and answer the questions on this page and overleaf.



## Teaching resources by Education Destination Ltd.

Curriculum relevant materials supporting school trips to the Isle of Wight

Book today with Education Destination and get full access to this and hundreds more quality resources

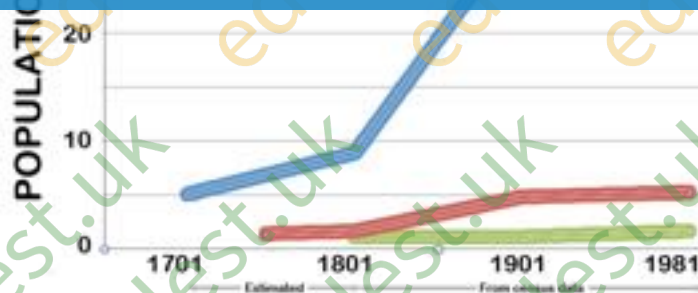
1750 11 000 000

1800 16 000 000

1850 27 000 000

1900 42 000 000

[www.edudest.uk](http://www.edudest.uk)



Q1. Use the graph

What was happening to the population of England in the Nineteenth Century?



Q2. What do you think would be the consequences of having more people alive?  
*Think about people's basic human needs.*

Q3. What would have to change in Britain due to this rise in population?

## Teaching resources by Education Destination Ltd.

Curriculum relevant materials supporting school trips to the Isle of Wight

Book today with Education Destination and get full access to **this** and **hundreds** more quality resources

Population Distribution in the UK [www.edudest.uk](http://www.edudest.uk)



Q4. Study the pie charts above. How did where people live change?

Q5. What would be the consequences of having more people living in towns and cities?  
*Tick all that you think apply:*

- ☐ More towns
- ☐ Larger towns
- ☐ More pollution
- ☐ More shops
- ☐ More factories

Q6. How is life in the town different to living in the country?



Make a list of all the things you find in a town:

Make a list of things people living in a town need:

## Teaching resources by Education Destination Ltd.

Curriculum relevant materials supporting school trips to the Isle of Wight

Book today with Education Destination and get full access to this and hundreds more quality resources

[www.edudest.uk](http://www.edudest.uk)

Q7. So if more and more people were living in towns how might the country have to change?

✓ More \_\_\_\_\_ would need to be grown

✓ T \_\_\_\_\_ would have to be better

# TASK

## RESEARCH ACTIVITIES

107551

Going on holiday and the way it changed over time...

Research and find out the following about British holidaymakers:

	1750	1850	1900
Who went?			
Why did they go?			
Where did they go?			

Teaching resources by Education Destination Ltd.

Curriculum relevant materials supporting school trips to the Isle of Wight

Book today with Education Destination and get full access to this and hundreds more quality resources

[www.edudest.uk](http://www.edudest.uk)

**Then, complete some research into this period of transport development.**

Think about the key question:

*What were the main developments in transport in the nineteenth century?*

